

LAS1-AGQ16

METAL PUSHBUTTON



Part-number Description

LAS1-AGQ16 ☆ - □ ■ ◇ / ◆● / △ / ▲ / ○								
Code of series	Actuator H High round Blank indicates flat round	Contact Configuration 11 1NO1NC 22 2NO2NC	Switch Function Z Latching X Selector switch Y Key switch TSB Type B Emergency Switch TSC Type C Emergency Switch TSD Type D Emergency Switch Blank indicates momentary	Illuminated Type D Dot E Ring ET Ring+Power symbol illuminated	Operation Position of Selector and key switch 2 Two Position 3 Three Position Operation Type of Selector and key switch 1 Maintain 3 Return	LED Color R Red G Green Y Yellow B Blue W White	LED Voltage AC/DC 6V AC/DC 12V AC/DC 24V AC/DC 110V AC/DC 220V Other voltage can be made to order	Body C Chrome plated brass S Stainless steel

注：请仔细阅读产品具体说明后，根据不同符号在该表中选取相应代号。

Switch Rating

Rated Insulation Voltage U_i		250V			
Thermal Current I_{th}		5A			
Rated Voltage		12V	24V	110V	220V
Rated Operation Current	AC 50/60Hz	Resistive load —	—	1A	0.5A
	DC	Resistive load 1A	1A	0.2A	—
		Inductive load 0.7A	0.7A	0.1A	—
Contact material		Silver Alloy			

Minimum load: 3VAC/DC, 5mA(Reference)

Application scope depends on operating environment and load type

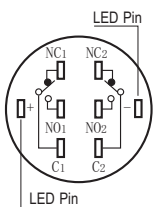
Performance Characteristic

Operating Temperature	-25 °C ~ +55 °C (no freezing) Keep the air flowing
Operating Humidity	45~85%RH (Non condensing)
Contact Resistance	≤ 50mΩ
Insulation Resistance	≥ 1000MΩ
Max. withstanding voltage	1500V, AC50Hz, 60s
Vibration Resistance	50Hz, amplitude about 1.2mm
Shock Resistance	> 10g
Solder resistance	320 °C (or 30W soldering iron) no more than 2s

Switching Operation


Type	Diagram	Sign
C	NO	NO
	NC	NC

Terminal Description




Two sets of terminals at most.
C is common pin,
NO is normal open, NC is normal closed.
+ - are LED terminals, the standard LED have no difference of anode and cathode.
Lamp and switch are relatively independent and can use switch or peripheral circuit to control the lamp state.

LED Ratings

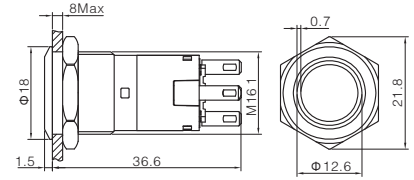
LED	Bi-direction LED(AC/DC)
LED Color	R G Y B W
Life	40000 hours (Reference)
Rated Voltage	AC/DC6V, AC/DC12V, AC/DC24V, AC/DC110V, AC/DC220V
Rated Current	6~36V about 15mA, 110~220V about 2mA
Dropping Way	Internal resistor
Circuit Diagram	Using AC/DC LED, the terminals have no difference of anode and cathode 
Note: DC LED and other voltage can be made to order	

Flat Actuator - Non Illuminated
LAS1-AGQ16-□ ■/◎




Aluminium Alloy

Customize

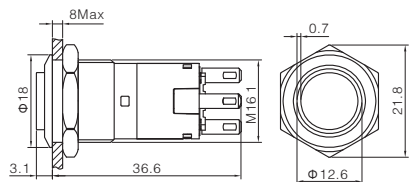


High Actuator - Non Illuminated
LAS1-AGQ16H-□ ■/◎




Aluminium Alloy

Customize

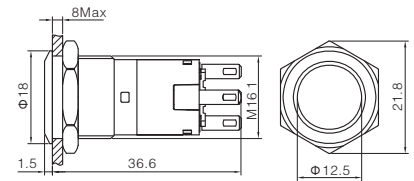


Flat Actuator - Ring Illuminated
LAS1-AGQ16-□ ■E/△/▲/◎




Aluminium Alloy

Customize

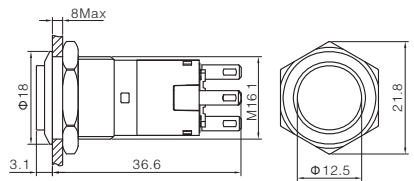


High Actuator - Ring Illuminated
LAS1-AGQ16H-□ ■E/△/▲/◎



Aluminium Alloy

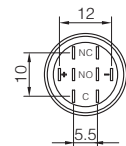
Customize



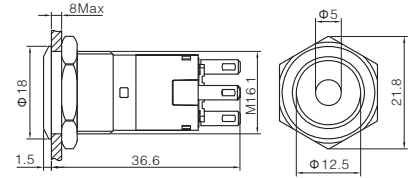
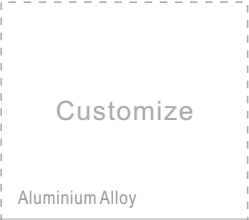
- ◎ Panel cut-out: Φ 16mm
- ◎ Switch Rating: Ith:5A, Ui:250V
- ◎ Contact Configuration(□): 1NO1NC(11)/2NO2NC(22)
- ◎ Switch Function ■ : Momentary / Latching (Z)
- ◎ LED Color(△): R G Y B W
- ◎ LED Voltage(▲): 6V/12V/24V/110V/220V
- ◎ IP Degree: IP65, IK09

- ◎ Terminals: Solder(2.8 0.5mm)
- ◎ Switching: C(Single-break fast-motion contact)
- ◎ Panel Thickness: 1~8mm
- ◎ Mechanical Life: 1,000,000 cycles
- ◎ Electrical Life: 50,000 cycles
- ◎ Actuator: Stainless Steel
- ◎ Body: Stainless steel
- ◎ Base: PA
- ◎ Operating Force: About 2N(1NO1NC)
About 3.5N(2NO2NC)
- ◎ Travel: About 3.1mm
- ◎ RoHS can be Customized

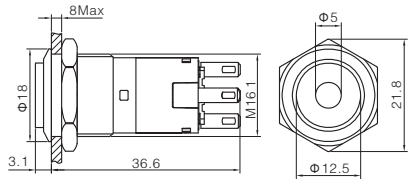
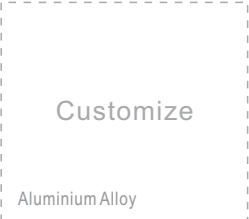

Terminal
Arrangement



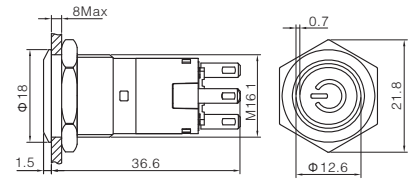
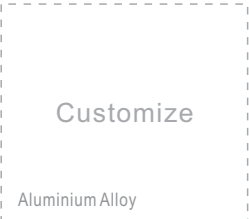
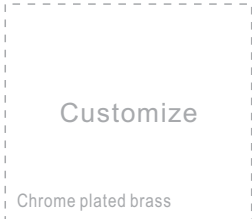
Flat Actuator - Dot Illuminated
LAS1-AGQ16-□ ■D/△/▲/◎



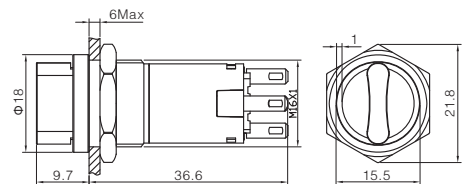
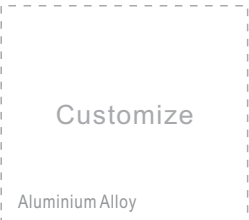
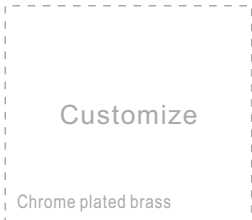
High Actuator - Dot Illuminated
LAS1-AGQ16H-□ ■D/△/▲/◎



Power Symbol Illuminated
LAS1-AGQ16-□ ■ET/△/▲/S



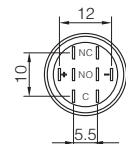
Illuminated Selector switch
LAS1-AGQ16-□ X/◆/●/△/▲/S



- ◎ Panel cut-out: Φ 16mm
- ◎ Switch Rating: Ith:5A, Ui:250V
- ◎ Contact Configuration(□): 1NO1NC(11)/2NO2NC(22)
- ◎ Switch Function ■ : Momentary / Latching (Z)
- ◎ LED Color(△): R G Y B W
- ◎ LED Voltage(▲): 6V/12V/24V/110V/220V
- ◎ IP Degree: IP65, IK09(Push button)
IP65, IK02 (Selector switch)

- ◎ Terminals: Solder(2.8 0.5mm)
- ◎ Switching: C(Single-break fast-motion contact)
- ◎ Panel Thickness: 1~8mm
- ◎ Mechanical Life: 1,000,000 cycles
- ◎ Electrical Life: 50,000 cycles
- ◎ Actuator: Stainless Steel
- ◎ Body: Stainless steel
- ◎ Base: PA
- ◎ Operating Force: About 2N(1NO1NC)
About 3.5N(2NO2NC)
- ◎ Travel: About 3.1mm
- ◎ RoHS can be Customized


Terminal Arrangement



Key switch
LAS1-AGQ16-□ ■Y/◆●/S

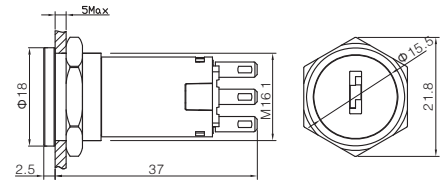
Customize

Chrome plated brass



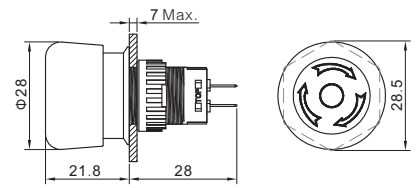

Customize

Aluminium Alloy



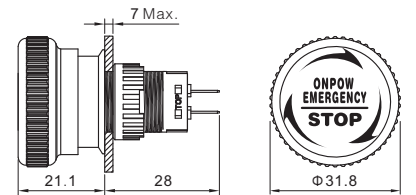
16mm Type B Emergency switch
LAS1-AGQ16-□ TSB

Display of patterns



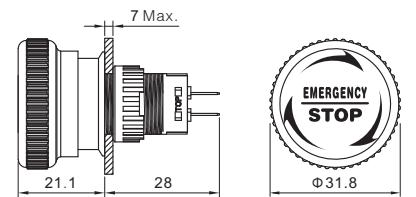
16mm Type C Emergency switch
LAS1-AGQ16-□ TSC

Display of patterns



16mm Type D Emergency switch
LAS1-AGQ16-□ TSD

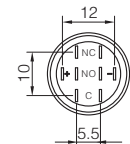
Display of patterns



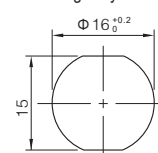
- ◎ Panel cut-out: $\Phi 16\text{mm}$
- ◎ Switch Rating: Ith:5A, Ui:250V
- ◎ Contact Configuration(□): 1NO1NC(11)/2NO2NC(22)
- ◎ Operation Type: Push-lock Turn-reset
- ◎ IP Degree: IP65(IP67 can be customized)

- ◎ Terminals: Solder(2.8 0.5mm)
- ◎ Switching: C(Single-break fast-motion contact)
- ◎ Panel Thickness: 1~8mm (Push button)
1~7mm (Emergency switch)
- ◎ Mechanical Life: 1,000,000 cycles (Push button)
200,000 cycles (Emergency switch)
- ◎ Electrical Life: 50,000 cycles
- ◎ Actuator: Stainless Steel (Key Switch)/Aluminium Alloy(Emergency switch)
- ◎ Body: Stainless Steel (Key Switch)/Aluminium Alloy(Emergency switch)
- ◎ Base: PA
- ◎ Operating Force: About 2N(1NO1NC)
About 3.5N(2NO2NC)
- ◎ Travel: About 3.1mm
- ◎ RoHS can be Customized

Terminal
Arrangement



Panel cut-out of
Emergency switch

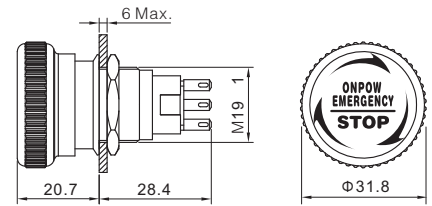


19mm Type C Emergency switch
LAS1-AGQ-□ TSC



Aluminium Alloy

Display of patterns

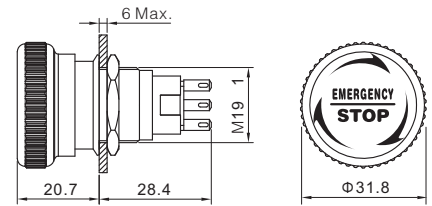


19mm Type D Emergency switch
LAS1-AGQ-□ TSD



Aluminium Alloy

Display of patterns

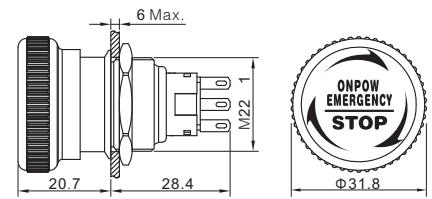


22mm Type C Emergency switch
LAS1-AGQ22-□ TSC



Aluminium Alloy

Display of patterns

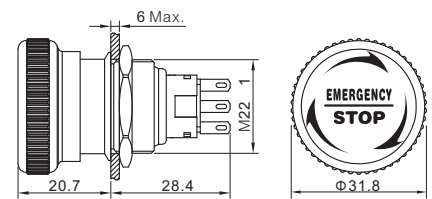


22mm Type D Emergency switch
LAS1-AGQ22-□ TSD



Aluminium Alloy

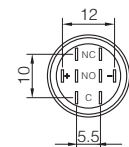
Display of patterns



- ◎ Panel cut-out: Φ 19,22mm
- ◎ Switch Rating: Ith:5A, Ui:250V
- ◎ Contact Configuration(□): 1NO1NC(11)/2NO2NC(22)
- ◎ Operation Type: Push-lock Turn-reset
- ◎ IP Degree: IP65(IP67 can be customized),IK02

- ◎ Terminals: Solder(2.8 0.5mm)
- ◎ Switching: C(Single-break fast-motion contact)
- ◎ Panel Thickness: 1~6mm
- ◎ Mechanical Life: 200,000 cycles
- ◎ Electrical Life: 50,000 cycles
- ◎ Actuator: Aluminium Alloy
- ◎ Body: Aluminium Alloy
- ◎ Base: PBT
- ◎ Operating Force: 1.5N(1NO1NC)
Abuot3N(2NO2NC)
- ◎ Travel: About 3.1mm
- ◎ **RoHS** can be Customized

Terminal Arrangement



Panel cut-out of
Emergency switch

